

# M.E.S. COLLEGE OF ENGINEERING, PUNE - 411 001

S. E. (E&TC) Examination May/June 2018 under Pune University was declared on 24.07.2018. The College congratulates all the students who have successfully cleared examination. Following list shows merit wise first five students and the table shown below indicates the analysis of all the students those who have appeared for the exams.

Rank No.	Name of the student	SGPA
1	VASAVE SUNIL ANIL	8.75
2	TONDARE ROHIT SHIRISH	8.64
3	ARABALE PALLAVI SIDDHARAM	8.6
4	PATIL RUSHALI BHIKANRAO	8.42
5	SARTHAK VASUDEVA	8.26

## RESULT ANALYSIS - MAY/JUNE 2018 EXAMINATION S.E. (E&TC) SEM - II


Class	Appeared	I Dist	I Class	H II Class	II Class	Pass Class	Full Pass	% of Passing
SE	132	15	11	6	4	0	36	27.27


## SUBJECT WISE FAILURE

Sr. No.	Subject	No. of Students Appeared	No. of Students Failed	% Failure
1	Integrated Circuits(PP)	132/132	43	32.58
2	Control Systems(PP)	132/132	46	34.85
3	Analog Communication(PP)	132/132	32	24.24
4	Object Oriented Programming(PP)	132/132	15	11.36
5	Engineering Mathematics-III(PP)	132/132	69	52.27
6	Integrated Circuits(PR)	131/132	14	10.69
7	Analog Communication(PR)	129/132	8	6.20
8	Object Oriented Programming(OR)	132/132	9	6.82

Date :28/07/2018

  
HOD



  
Principal

# M.E.S. COLLEGE OF ENGINEERING, PUNE - 411 001

T. E. (E&TC) Examination May/June 2018 under Pune University was declared on 12.07.2018. The College congratulates all the students who have successfully cleared examination. Following list shows merit wise first five students and the table shown below indicates the analysis of all the students those who have appeared for the exams.

RANK	Name of student	SGPA
1	ARDHAPURKAR PURVA SUNIL	9.22
2	SINNARKAR APURVA MADAN	8.72
3	GARGE BHAGYASHREE SUNIL	8.7
4	PEDE PADMARAJ SANTOSH	8.65
5	APTE GAURAV CHINTAMANI	8.52

## RESULT ANALYSIS - MAY/JUNE 2018 EXAMINATION


### T.E. (E&TC) SEM - II


Class	Appeared	I Dist	I Class	H II Class	II Class	Pass Class	Full Pass	% of Passing
TE	146	22	39	9	9	1	80	54.79


## SUBJECT WISE FAILURE

Sr. No.	Subject	No. of Students Appeared	No. of Students Failed	% Failure
1	Power Electronics (TH)	146/146	19	13.01
2	Information Theory, Coding and Communication Networks(TH)	146/146	22	15.07
3	Business Management (TH)	146/146	22	15.07
4	Advanced Processors (TH)	146/146	33	22.60
5	System Programming and Operating Systems(TH)	146/146	18	12.33
6	Power and ITCT Lab(PR)	142/146	6	4.23
7	Advanced Processors and System Prograaming. Lab(PR)	145/146	10	6.90
8	Employability Skills and Mini Project(OR)	143/146	0	0

Date :02/08/2018

  
HOD



  
Principal

**Modern Education Society's College of Engineering, Pune -01**  
**Department of E &TC Engineering**  
**Result of BE SEM II Academic Year 2017-18**

**RESULT ANALYSIS: Comparison of Result for Last Three Years**

**Date: 23/07/2018**

Batch	Appeared	Dist	I Class	HI Class	II Class	Pass Class	Full Pass	Fail	% of Passing
2017-18	111	52	37	8	0	0	97	14	87.38
2016-17	137	71	37	12	00	00	120	17	87.59
2015-16	143	47	46	10	00	00	103	40	72.02


**SUBJECT WISE FAILURE**

Sr. No	Subject	Head	2017-18		2016-17		2015-16	
			No of students failed	No of students Failed in %	No of students failed	No of students Failed in %	No of students failed	No of students Failed in %
1.	Mobile communication(PP)	TH	2/111	1.80	2/136	1.47	7	4.93
2.	BroadBand Communication System(PP)	TH	4/111	3.60	2/136	1.47	18	12.68
3.	Speech & Audio Signal Processing(PP)	TH	4/39	10.25	4/63	6.35	15	16.48
4.	Soft Computing(PP)	TH	2/72	2.77	00	0.00	0	0.00
5.	Biomedical Signal Processing(PP)	TH	0/38	0.00	-	-	0	0.00
6.	Wireless Network(PP)	TH	8/73	10.95	2/85	2.35	0	0.00
7.	Nano Electronics & MEMS(PP)	TH	-	-	00	0.00	2	4.17
8.	Lab Practice-III(MC & BCS)(TW)	TW	0/110	0.0	00	0.00	0	0.00
9.	Lab Practice-III(MC & BCS)(OR)	OR	0/110	0.0	00	0.00	0	0.00
10.	Lab Practice-IV(Elective-3)(TW)	TW	0/110	0.0	00	0.00	0	0.00
11.	Lab Practice-IV(Elective-3)(PR)	PR	0/110	0.0	00	0.00	0	0.00
12.	Project phase-II(TW)	TW	0/111	0.0	00	0.00	0	0.00
13.	Project phase-II(OR)	OR	0/111	0.0	00	0.00	0	0.00

**RANK HOLDERS of B.E. (E&TC)**

Rank No.	2017-18			2016-17			2015-16		
	Name of the Student	Marks obtained out of 1500	% Marks	Name of the Student	Marks obtained out of 1500	% Marks	Name of the Student	Marks obtained out of 1500	% Marks
1	Warekar Tejaswini M.	1182	78.80	Sayali S. Mahajan	1256	83.73	Shah Samveg G.	1170	78.00
2	Gawande Rashmi Ramrao	1172	78.13	Mulay Piyusha	1164	77.60	Bakshi Ruchi Chetan	1162	77.47
3	Sneha Paul Thomas	1158	77.20	Waykos Shubham P.	1160	77.33	Rampura Rahul	1160	77.33
4	Lande Ankita Ashok	1140	76.00	Kumbhar Omkar P.	1126	75.07	Kalaskar Priti	1149	77.27
4	-	-	-	Jadhav Amita V.	1126	75.07	-	-	-
5	Ovhal Priyanka Maruti	1132	75.47	Menon Anjali	1120	74.67	Kashyap Rutuja	1147	76.47

HOD



PRINCIPAL